


# UNFRIENDLY LIGHTING EXAMPLES


IF YOU CAN SEE THE BULB  
IT'S NOT FRIENDLY



Unshielded Floods Aimed Out



Unshielded Barn Light



Unshielded Wall-Mounted Light



Unshielded Post-Top Light

## The Pennsylvania Outdoor Lighting Council



### PA Section of the International Dark-Sky Association

Volunteers promoting better outdoor lighting in Pennsylvania

Want more information?

Visit [www.polcouncil.org](http://www.polcouncil.org) to learn:

- How you can have friendly lighting
- How to get a lighting ordinance passed in your community
- How to deal with a neighbor with bad lighting
- How you can support our mission

Contact us with questions.

[polcouncil@gmail.com](mailto:polcouncil@gmail.com)

## IS YOUR OUTDOOR LIGHTING FRIENDLY?



Courtesy RAB Lighting

### FRIENDLY MEANS:

- Friendly to your neighbors
- Friendly to your pocketbook
- Friendly to the environment
- Friendly to the night sky

Look inside for helpful information

# FRIENDLY LIGHTING EXAMPLES

IF YOU CAN'T SEE THE BULB  
IT'S FRIENDLY




Shielded Floods Aimed Down



Shielded Barn Light



Shielded Wall-Mounted Lights



Shielded Post-Top Lights

# WHAT YOU CAN DO!

1. **AIM FLOODLIGHTS DOWN** at least 45°, so the light is on the ground, not neighbors' windows and the night sky. Shield their light output from others' view.
2. **ADD A SHIELDING DEVICE** to the fixture so the bulb can't be seen from the street, if buying a new light is not possible.
3. **USE LOWER WATTAGE BULBS.** A 40-watt incandescent or 9-watt compact fluorescent bulb is ample for front door and post top fixtures. Saves energy and money!
4. **BUY SHIELDED LIGHTS** so direct light from the bulb does not shine in people's eyes.
5. **USE LOW-VOLTAGE OR SOLAR PATH LIGHTING.** It lights paths for safety without creating glare.
6. **TURN LIGHTS OFF** when not needed. To have that happen automatically, use a motion sensor, time clock or duration timer. Avoid dusk-to-dawn lights.
7. **MORE ISN'T ALWAYS BETTER.** Strive for quality rather than quantity of outdoor lighting.

# WHERE TO BUY

Some of the big-box stores have started to carry friendly lighting fixtures. Ask the sales person to show you where they are:

*Starry Night Lights*  
[www.starrynightlights.com](http://www.starrynightlights.com)

For additional information, visit the *International Dark-Sky Assn* website: [www.darksky.org](http://www.darksky.org)

**BE A GOOD NEIGHBOR!  
USE FRIENDLY LIGHTING**

